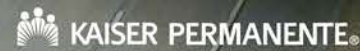


A GREATER BAKERSFIELD CHAMBER EVENT

State of the City

July 17, 2024

Presented by

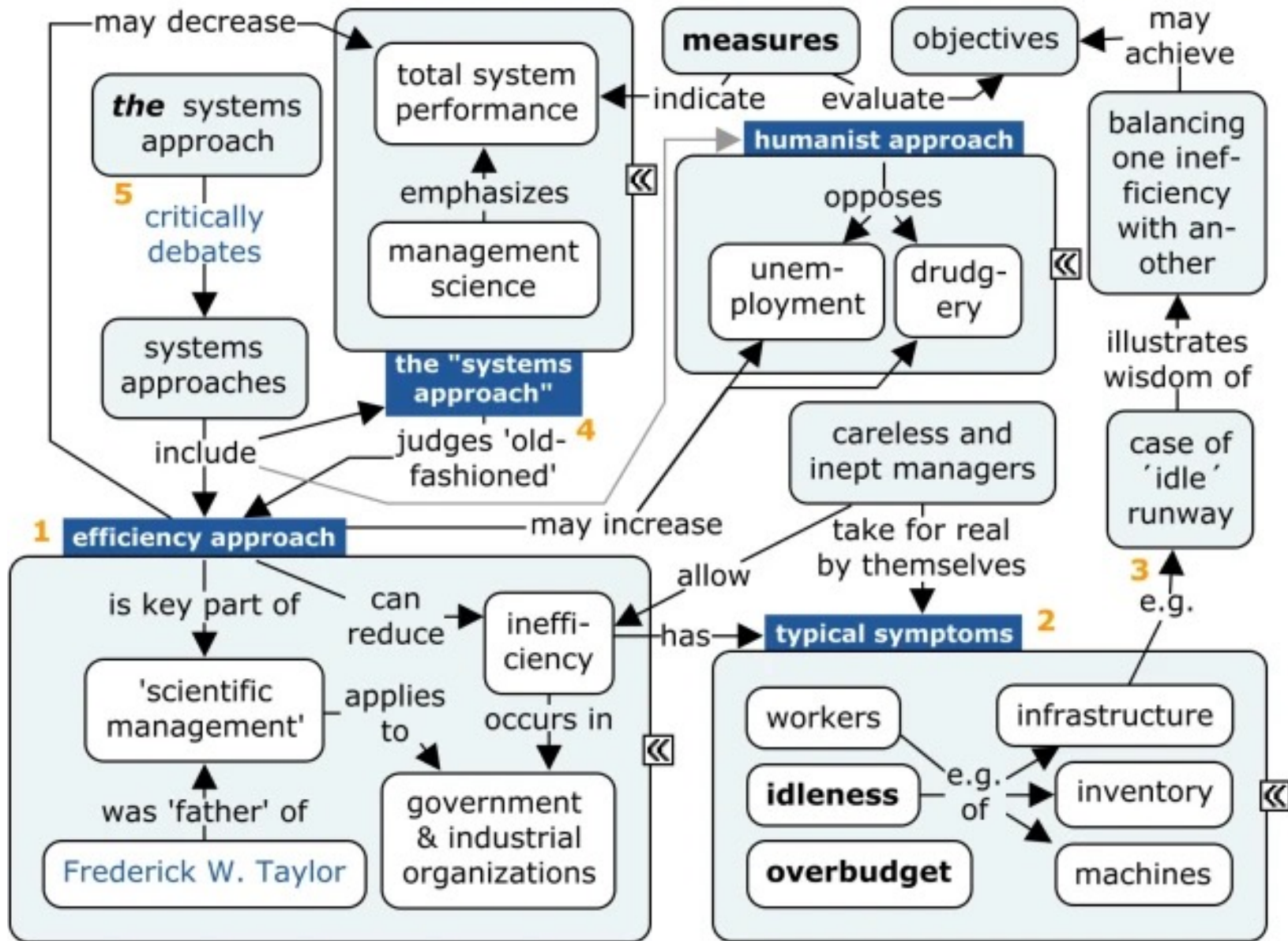


An aerial photograph of a multi-lane highway interchange with a green tint overlay. The highway curves through a residential area with houses and trees. In the background, there are mountains under a cloudy sky. The text 'Christian Clegg, City Manager' is overlaid on the left side of the image.

Christian Clegg,

City Manager


The Systems Approach, Ch. 2: Efficiency (16-27)







SO
TC

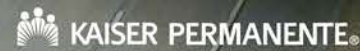


A GREATER BAKERSFIELD CHAMBER EVENT

State of the City

July 17, 2024

Presented by



An aerial photograph of a city, likely Bakersfield, California, showing a wide river and a large bridge. The image is overlaid with a semi-transparent green filter. The text 'What makes Bakersfield different?' is centered over the image, with 'different?' in a lighter green color.

What makes Bakersfield different?

CARES



Mission Statement

We shape and grow
our vibrant community,
Bakersfield CARES!

The background is a collage of various community scenes, including people walking, a person on a bicycle, a group of people at an outdoor event, and a modern building. The entire image has a green tint.

CARES

SO
TC

Values

Collaboration
Accountability
Resourcefulness
Excellence
Stewardship

Sound of Persistence

Sound of Persistence

We Don't Quit!



Growth

Growth

Census

- 2010 Population **347,483**
- 2020 Population **404,380**
- 2023 Population **407,835**
- 2024 (as of Jan. 1) Population **411,109**

Growth



Assessed Value

15% increase from 2020-2024

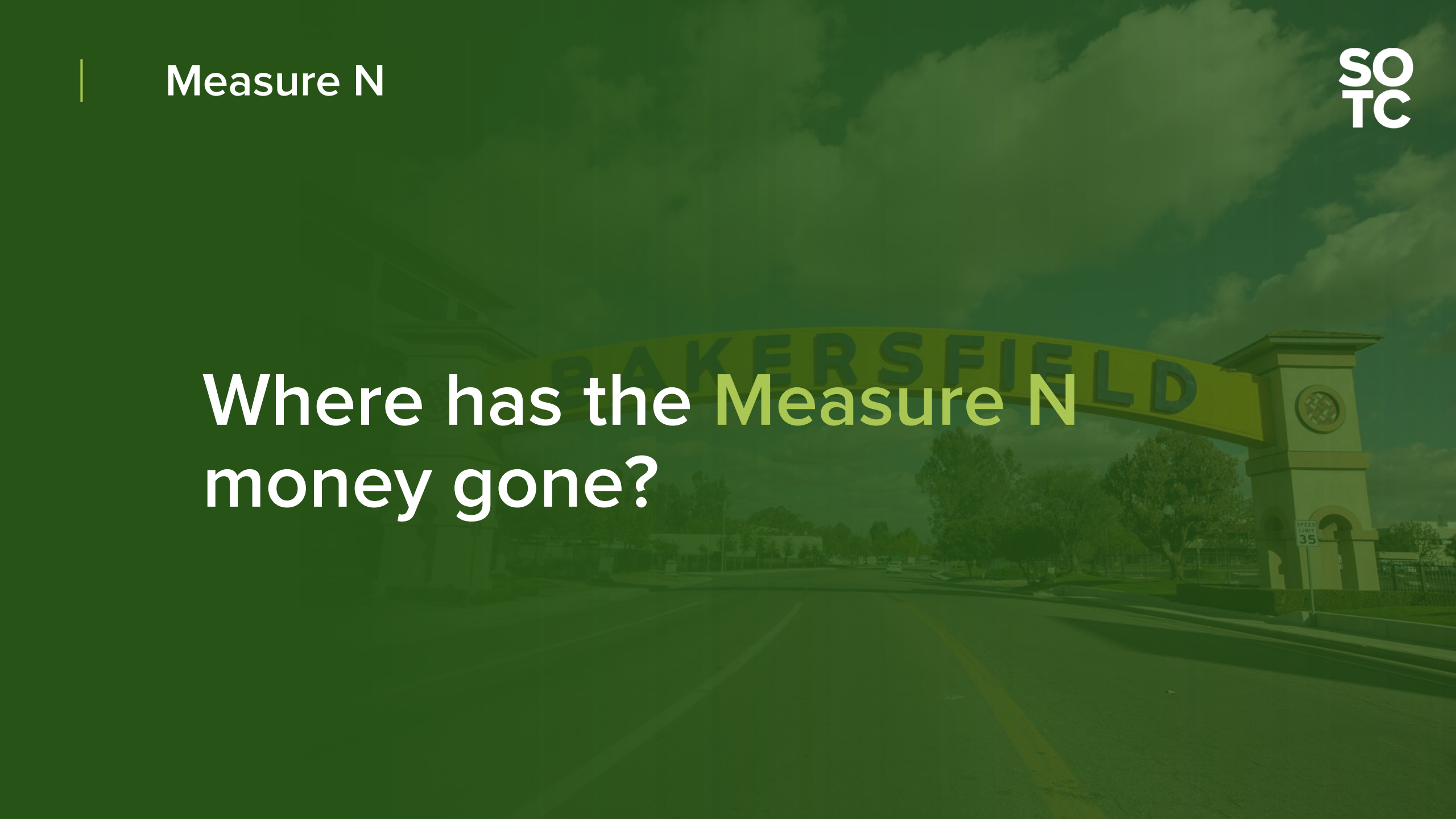
Number of new businesses

45% increase in business starts

Measure N



Where has the Measure N
money gone?



Measure N



20 to 30-year Investment

BAKERSFIELD

SPEED
LIMIT
35

City Council Goals

1. Economic Opportunity for All
2. Safety & Resilience
3. Reliable Infrastructure
4. Community Character & Quality of Life
5. Innovative & Efficient City Government

The background is an aerial photograph of a city, likely San Francisco, with a semi-transparent green overlay. The text is centered over the image. A vertical yellow bar is positioned to the left of the text.

Innovative & Efficient City Government

Innovative & Efficient City Government



Measure N

\$20 million

- Core financial and personnel software upgrades
- Technology solutions for more efficient local business

Innovative & Efficient City Government

Measure N

\$20 million

- Core financial and personnel software upgrades
- Technology solutions for more efficient local business

\$25 million

- Upgrade regional public safety radio system

Measure N

Grant Funding



Measure N

Since 2020

\$155 million in competitive grant funding

Last 2 years

\$100 million in funding

Measure N

Brings in

\$100 million in annual revenues

Over

\$50 million in reserves over the past 4 years



Economic Opportunity for All

Economic Opportunity for All



- **\$3,842,230** in Economic Opportunity Areas
- **\$622,935** in Business Security Grants
- Chambers, KEDC, B3K, local and regional strategic planning efforts
- Urban Revitalization Fund and Downtown Revitalization Fund



Community Character & Quality of Life



Safety & Resilience

Innovative & Efficient City Government



\$20 million

each year to address homelessness

Innovative & Efficient City Government

Fire Department

25 new Fire personnel to decrease response times

3 additional rescue squad units

Upgrades to Fire stations and fire equipment

Arson Canine

Innovative & Efficient City Government



Police Department

70+ new officers over the past 4 years

41 additional Code Enforcement officers

18 new Park Rangers

Response Times

Priority 1 Response Time – remains below the national standard

Priority 2 Response Time – 6-minute reduction

Priority 3 Response Time – 12-minute reduction

Response Times

2% increase in 911 calls answered within 20 seconds

80% of behavioral health calls diverted

Innovative & Efficient City Government



Crime

12% decrease in reported crimes

13% decrease in property crimes

8% decrease in robbery

10% decrease in auto-theft

29% decrease in homicides

Retail Theft & Vandalism

500 arrests

600 cases cleared

\$400,000 recovered in assets

23% reduction in retail theft

Innovative & Efficient City Government



Improvements

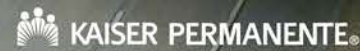
- Police Training Facility
- Police Equipment
- Body-worn Cameras
- Shot-spotter Notification System
- Real-Time Information Center

A GREATER BAKERSFIELD CHAMBER EVENT

State of the City

July 17, 2024

Presented by



Want to know more?



Public Safety &
Vital Services



Police
Transparency

Visit bakersfieldcity.us

Sound of Persistence

We Don't Quit!

A GREATER BAKERSFIELD CHAMBER EVENT

State of the City

July 17, 2024

Presented by

